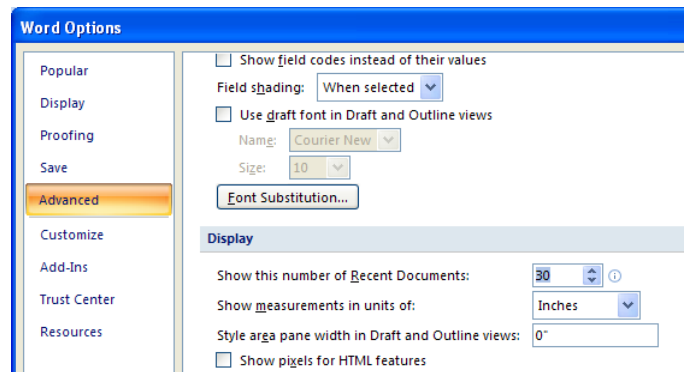
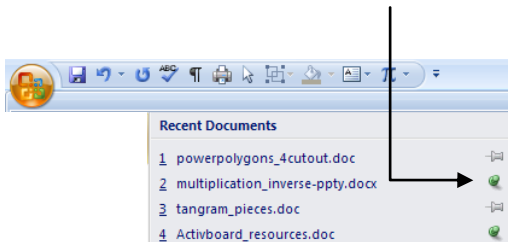


## More on Office 2007

**Change (increase) the number of Recent Documents.** Word 2003 only let you see up to 9. Word 2007 lets you see up to 50 Recent Documents: Office Button > Word Options > Advanced, then scroll down to Display and set the number you want.

You can even **pin documents** to make sure they stay in the Recent Documents window: just click on the push pin; it will turn green.

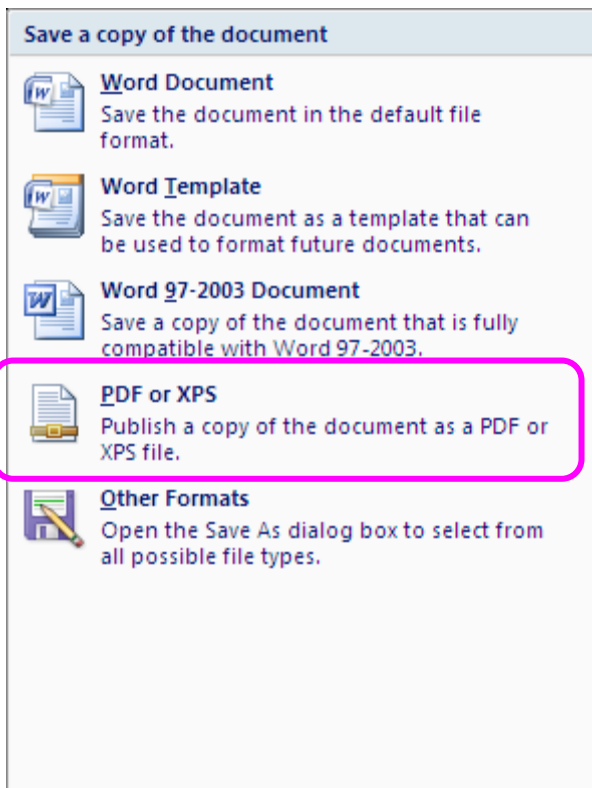


### Grouping disparate kinds of graphics

Office 2007 doesn't handle graphics the same way Office 2003 did. You can't easily group screenshots, pictures, and shapes the way you could before. For a discussion of some work-arounds for this problem, see <http://ohsu.freeforums.org/mixed-graphics-in-word-2007-t118.html>

### Save As PDF option

Office 2007 can make PDF documents easily by hitting the Office Button, then Save As and then PDF. But it's not built-in to the standard install of Office 2007. You have to download this add-on directly from Microsoft. Then install it and away you go!



You can download this from <http://www.microsoft.com/downloads/details.aspx?FamilyId=4D951911-3E7E-4AE6-B059-A2E79ED87041&displaylang=en>